

Visual Project Manager App

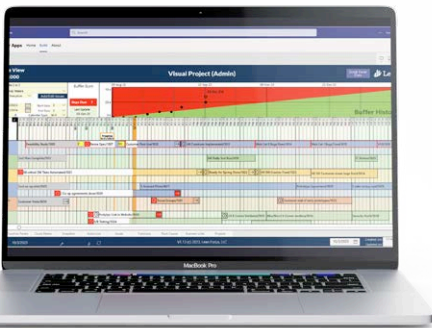
Delay-Defying Project Management Solution

Project Management can be challenging in any organization. Setting and maintaining standards for multiple projects, staff, and resource management, and meeting deadlines within budgets can quickly become overwhelming. Fragmented and misaligned Project Management tools compound this situation as they provide a partial picture of project status. As a result, slips occur in the production cycle. These slips are product delivery and specifications delays, impacting customer satisfaction and company revenue. As such, delays become a significant pain point.

Based on Lean thinking and the most comprehensive project management tools, Visual Project Manager App (VPM) explicitly addresses this concern. It represents the status of the most complex portfolios in a single snapshot. Visual review is critical, as **you can't fix what you can't see**. VPM empowers you to identify the *root causes* of slips so you can promptly intervene and address the issue.

VPM's thoughtfully crafted and comprehensive project management features include:

- Intuitive visualization with status updates in real-time.
- Problem-solving daily management.
- Standardization of work with details on Phase Gates.
- Alignment of people and systems.
- Long-term process improvement.



Visual Project Management



Comprehensive Management Features



Data-Driven Status Updates

ResultWare™

ResultWare™ is a suite of Power Apps that help to streamline any Lean process in your business. Whether you're planning a Kaizen event or creating a Strategy Deployment plan, all apps in the ResultWare™ suite are designed to give you the result you need to achieve your Lean goals.

Built on Microsoft's revolutionary Power Platform, your organization can seamlessly integrate any or all Power Apps into your organization without disrupting any of your existing software. And the best part, save over hundreds of thousands of dollars a year with no recurring subscription fees.

SIMPLE

The app can replicate Excel user experience

RELIABLE

Data is secure & available, not saved in files

ADAPTIVE

Meets virtually all IT requirements



(630) 800-8519 | leanfocus.com
© Lean Focus LLC | All Rights Reserved

FOCUSED SOLUTIONS
A LEAN FOCUS PRACTICE AREA

Visual Project Manager App

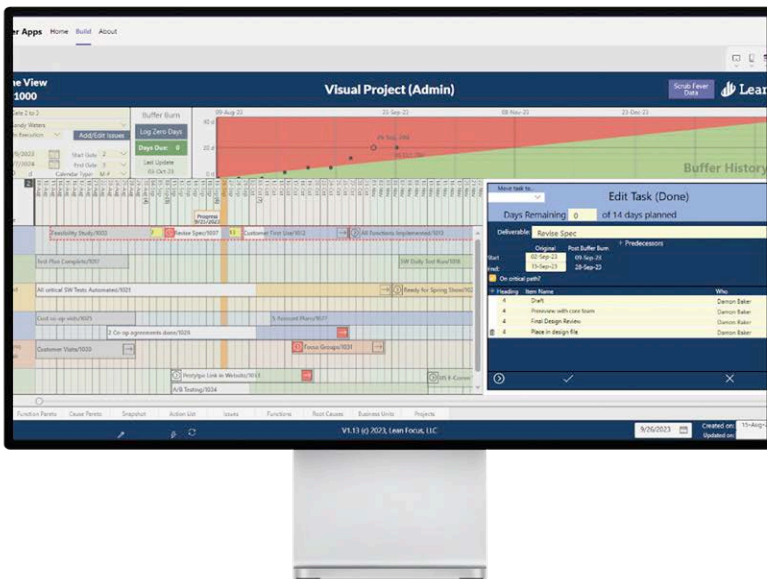
How Does the App Work?

VPM monitors your multiple cross-functional projects in a single snapshot. This low-code solution with customizable, transparent templates complies with your audits. These templates will show *Fever Charts*, *Buffer Lanes*, and build root-cause *Pareto Graphs* across your portfolio.

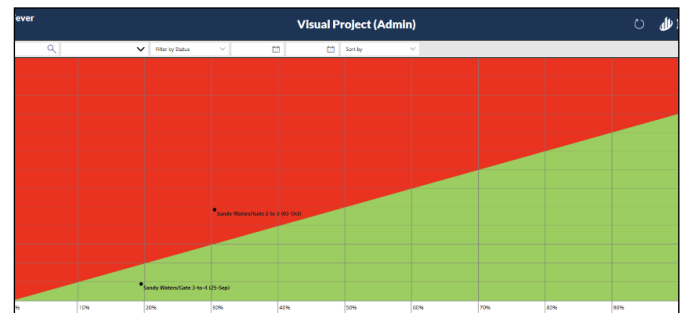
VPM app also tracks the status of projects in real-time, identifying the *root cause* of delays immediately. A red *stop & fix* signal will alert you to lanes causing delay. This data-driven app gathers information, allowing you to review it in the most efficient visual format. With VPM, you won't look at *root causes* retroactively but proactively as they occur as you can immediately see and correct errors and delays.

SOME KEY FEATURES

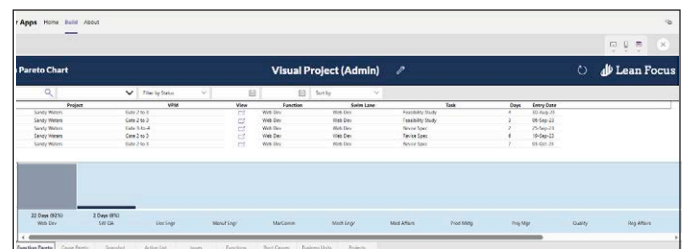
Buffer Lane View



Snapshot Fever Chart



Function Pareto Chart



ONE-STOP TRANSFORMATION SHOP

HOW DO YOU GET STARTED?

Request a Consult With: info@leanfocus.com



(630) 800-8519 | leanfocus.com
© Lean Focus LLC | All Rights Reserved

FOCUSED SOLUTIONS
A LEAN FOCUS PRACTICE AREA